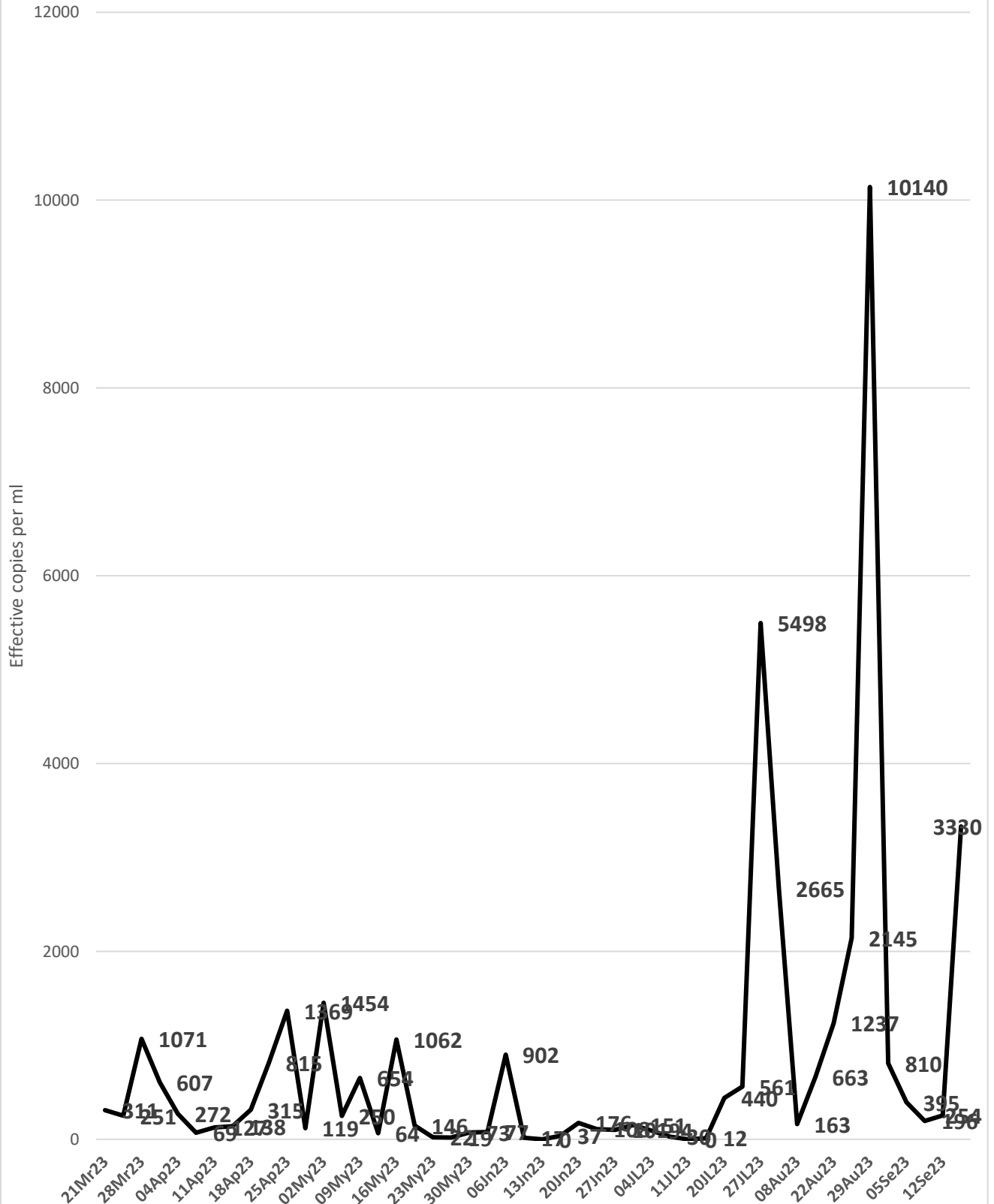


City of Key Colony Beach

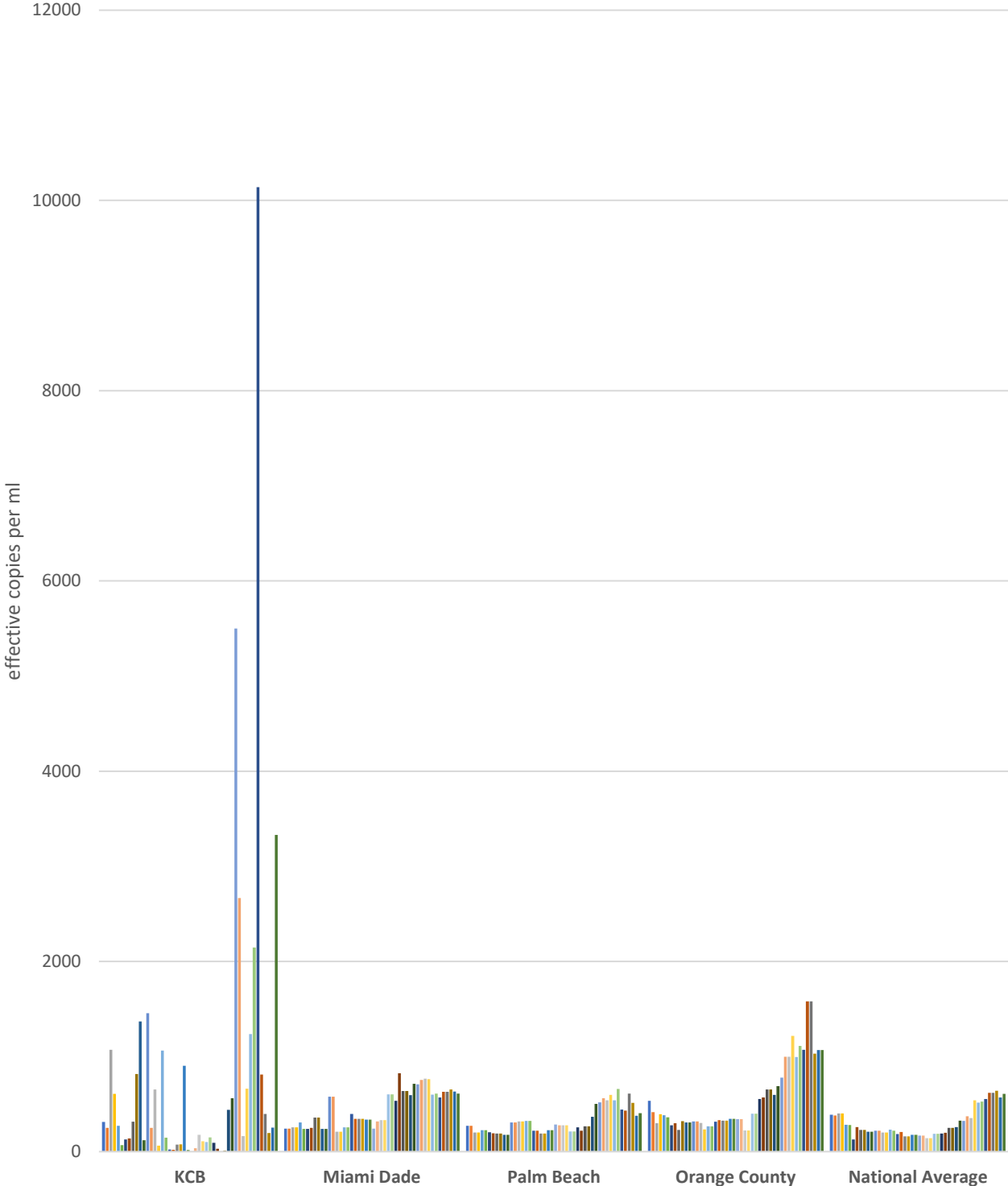
Wastewater Sampling Update for Concern Virus's – September 25, 2023

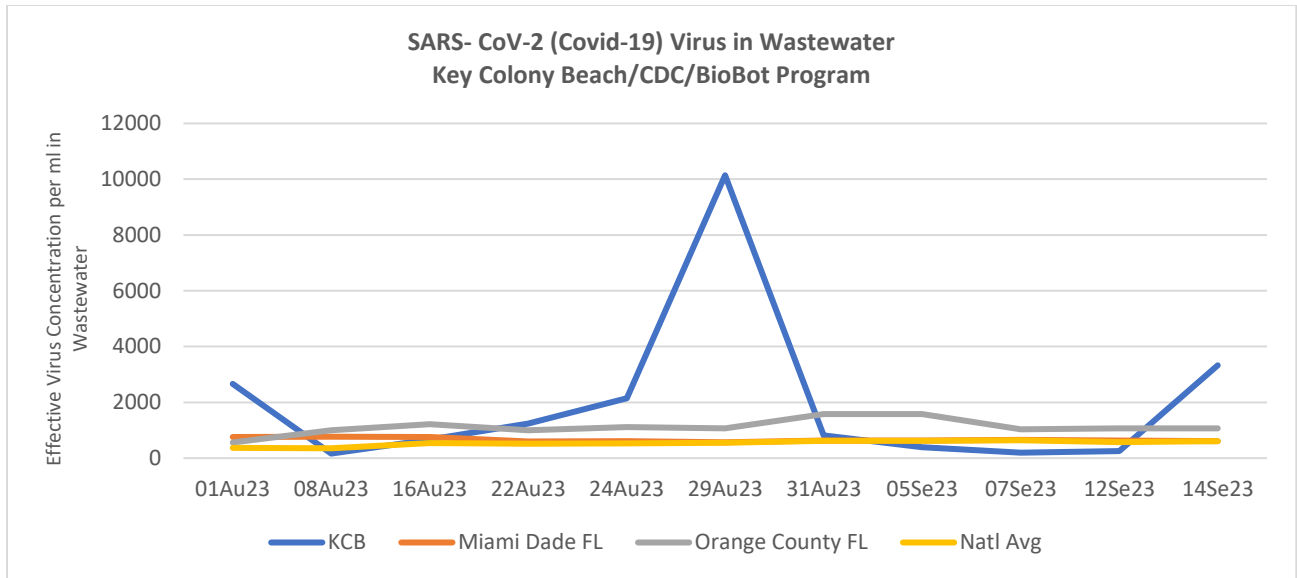
- ✓ **SARS-CoV-2 Virus – Covid -19**
  - **General overview data from CDC and Florida Dept of Health websites:**
    - CDC Hospitalizations Summary – 399 cases, -16.4 % increase (Broward, Miami-Dade, and Monroe County data together, data through 09Se23).
    - CDC Death rates due to Covid-19 in the last week for Florida, 3.2%, a – 13.5% decrease from last week (data through 21Se23)
    - Florida Department of Health Weekly Situation Report (data for week 08Se23 – 14Se23). **No updates since last week, Florida report issued every two weeks:**
      - Overall State of Florida – 15,690 new cases (decreasing)
        - Monroe County - 49 new cases (decreasing)
        - Dade County – 1,997 new cases (decreasing)
        - Broward County – 1,283 new cases (decreasing)
- ✓ Specific data for Key Colony Beach- wastewater sampling (data through 14Se23):
  - Total KCB specific wastewater samples collected and analyzed to date - 48.
    - **KCB rate increasing**
  - Plot comparison below vs. other Florida counties and the US overall avg.:

# Key Colony Beach Effective SARS-CoV-2 Virus Concentration



# SARS-CoV-2 Virus in Wastewater





- ✓ Mpox virus (Monkeypox) virus in Wastewater samples:
  - KCB specific samples to-date have shown no detection of the Mpox virus for Key Colony Beach
- ✓ Update on status for the overall CDC funding to support wastewater sampling program:
  - No updated contract yet, last contract ended 15Se23.
  - Agreement with current contractor to provide one sample per week at no cost to CDC for analysis to continue data collection.

Summary Report by Tom Harding, based on Biobot/CDC/State of Florida data through 24Se23.