

City of Key Colony Beach

Wastewater Sampling Update for Concern Virus's – November 13, 2023

Overview of 3 main virus being tracked by CDC and State of Florida Health Department:

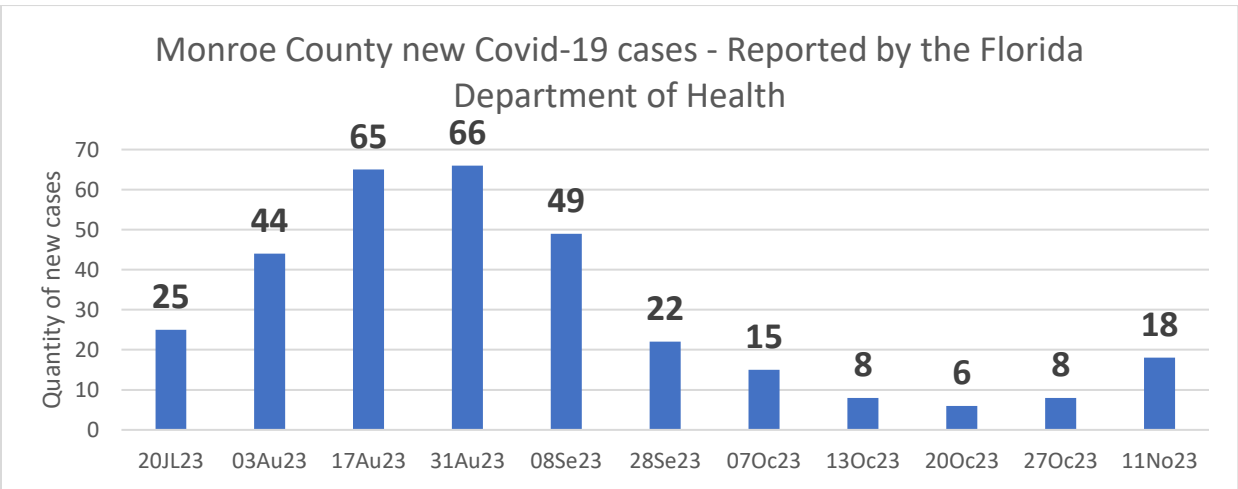
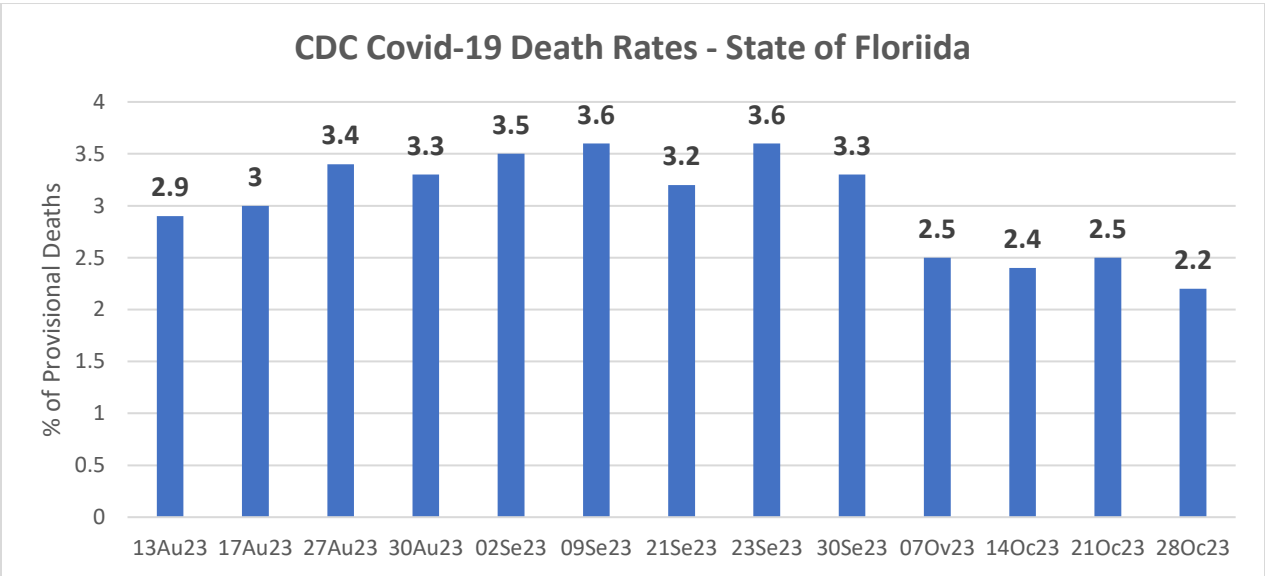
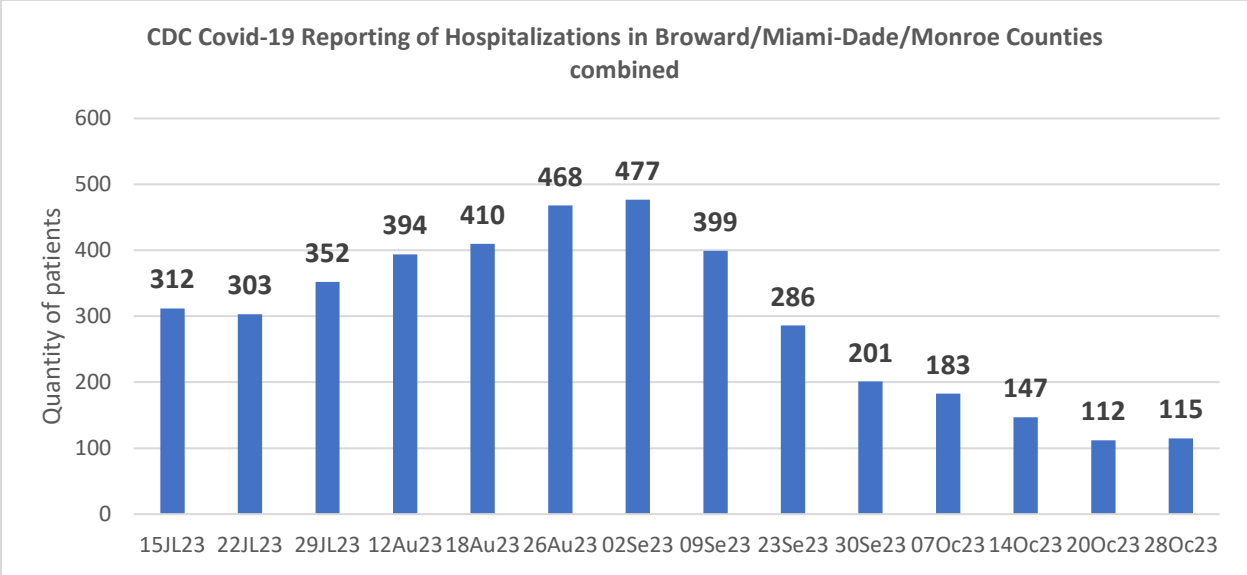
- Covid-19 – decreasing/steady in Southeast Florida, Monroe County minor increase this week.
- **Influenza A H1N1 – increasing, Florida considered Moderate level.**
- RSV – decreasing.

Specific data for Key Colony Beach – wastewater sampling

- Prior CDC contractor Biobot data collection ended 26Se23.
- Onboarding process completed with new contactor, Verily.
- Sample kits received for re-start of KCB sampling from Verily.
- Sample collection placed on hold 23Oc23 due to lawsuit filed against the CDC for a bid protest from Biobot. Court date of 24Ja24.
- New interim contract approved by the CDC with Verily on 09No23.
- **New interim contract approved with Key Colony Beach on 11No23, we can begin KCB wastewater sampling again with shipments to Verily.**
 - Analysis to include SARS-Cov-2, MPXV, RSV, Influenza A, Influenza B

✓ **SARS-CoV-2 Virus – Covid -19**

- **General overview data from CDC and Florida Dept of Health websites:**
 - CDC Hospitalizations Summary – 115 cases, 0.00 % change from last week (Broward, Miami-Dade, and Monroe County data together, data through 28Oc23).
 - CDC Death rates due to Covid-19 in the last week for Florida, 2.2%, an 8.3% decrease from last week (data through 28Oc23)
 - Florida Department of Health Weekly Situation Report (data as of 03No23):
 - Overall State of Florida – 4,510 new cases (decreasing)
 - Monroe County - 18 new cases (increasing)
 - Dade County – 527 new cases (decreasing)
 - Broward County – 369 new cases (steady)



Florida Flu Review

Season: 2023-24

Week 44: October 29, 2023–November 4, 2023

Data are provisional and subject to change

Flu season information

Influenza (flu) is a respiratory infection caused by a variety of flu viruses spread primarily by droplets made when infected people cough, sneeze, or talk. Less often, a person might become infected with flu by touching a surface or object contaminated with flu virus and then touching their own mouth, eyes, or nose. **Influenza-like-illness (ILI)** is defined as the presence of fever and cough or fever and sore throat without a laboratory-confirmed etiology.

Season

The flu reporting year uses standard reporting weeks outlined by the Centers for Disease Control and Prevention (CDC), where every year has 52 or 53 reporting weeks. Though flu season ends May 18, 2024 (week 20), surveillance continues year round. Seasons vary in timing, severity, and duration. It is not possible to predict what the 2023-24 flu season will be like in Florida.

Surveillance and investigation

Surveillance is conducted to detect changes in the flu virus to help determine the annual northern hemisphere vaccine composition and to prepare for potential pandemics. Surveillance is also conducted to identify any unusually severe presentations of flu, detect outbreaks and determine the onset, peak, and wane of the flu season to assist with prevention, particularly in high-risk populations like the very young, adults aged ≥65 years, and pregnant people.

Individual cases are not reportable in Florida with the exception of novel flu A (a new subtype of flu A) and flu-associated pediatric deaths. All outbreaks are reportable in Florida.

The Florida Department of Health will continue to make updates on the trends presented in this report as needed.

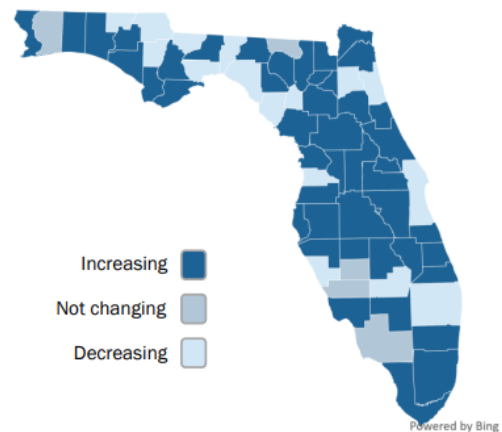
Annual vaccination is the best way to protect yourself and others from potentially severe complications from flu. Flu shots take up to two weeks to become fully effective, so it's important to get vaccinated as soon as possible to reduce your chances of getting the flu this season. To find a flu vaccine near you, visit: [VaccineFinder.org](https://www.vaccinefinder.org)

CDC recommends antiviral treatment be initiated as soon as possible for people with confirmed or suspected flu who are at higher risk for complications (children <2 years, adults ≥65 years, pregnant people, and people with underlying medical conditions). Treatment should be administered within 48 hours of illness onset. For more information, contact your health care provider.

Current predominant strain	Flu positivity rate
Influenza A H1N1 2009 Pandemic	Increased
Flu emergency department visits	Outbreaks in the current week*
Increased	4

*Counties with outbreaks in current week: Jackson (1), Lee (1), Pasco (1), Washington (1)

County flu and ILI activity trend



Data source: ESSENCE-FL

Powered by Bing
© GeoNames, Microsoft, TomTom

From Florida Department of Health, weekly Flu summary, 08No23 released from their website.

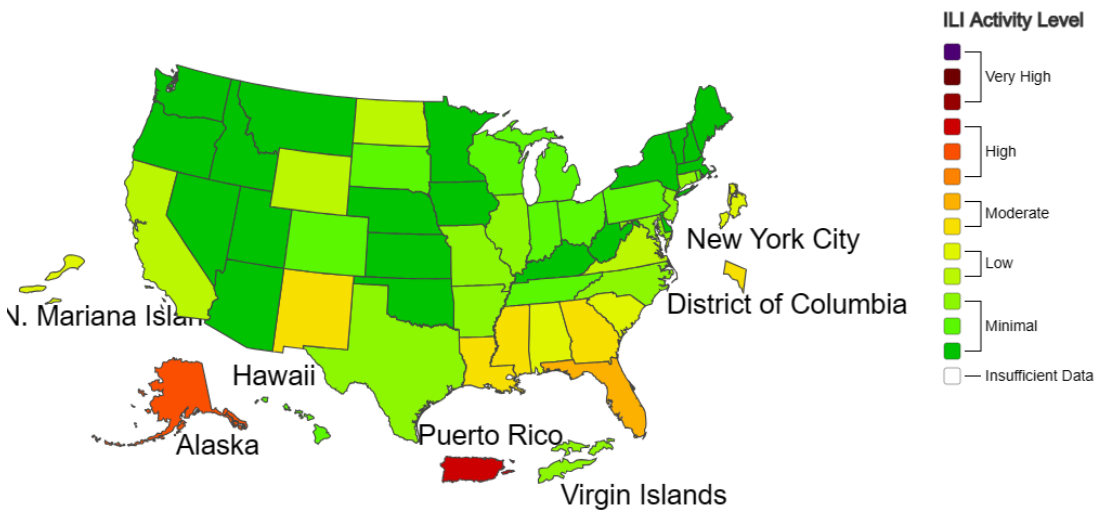


A Weekly Influenza Surveillance Report Prepared by the Influenza Division

Outpatient Respiratory Illness Activity Map Determined by Data Reported to ILINet

This system monitors visits for respiratory illness that includes fever plus a cough or sore throat, also referred to as ILI, not laboratory confirmed influenza and may capture patient visits due to other respiratory pathogens that cause similar symptoms.

2023-24 Influenza Season Week 43 ending Oct 28, 2023



*This map uses the proportion of outpatient visits to healthcare providers for influenza-like illness to measure the ILI activity level within a state. It does not, however, measure the extent of geographic spread of flu within a state. Therefore, outbreaks occurring in a single city could cause the state to display high activity levels.

*Data collected in ILINet may disproportionately represent certain populations within a state, and therefore may not accurately depict the full picture of influenza activity for the whole state.

*Data displayed in this map are based on data collected in ILINet, whereas the State and Territorial flu activity map are based on reports from state and territorial epidemiologists. The data presented in this map is preliminary and may change as more data is received.

*Differences in the data presented by CDC and state health departments likely represent differing levels of data completeness with data presented by the state likely being the more complete.

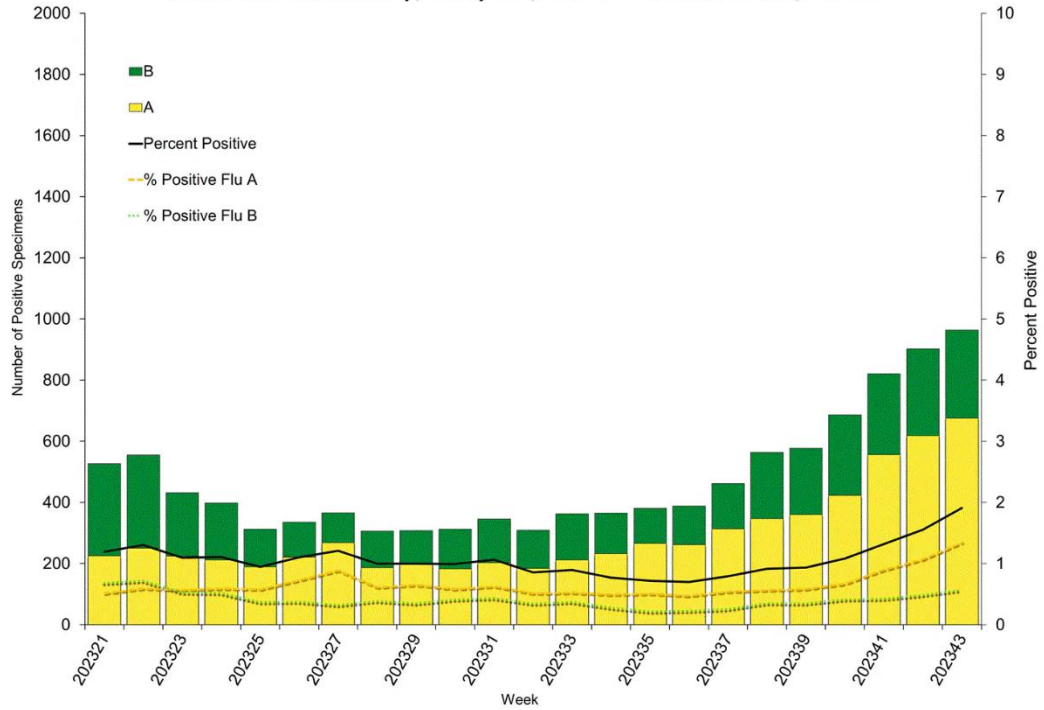
*For the data download you can use Activity Level for the number and Activity Level Label for the text description.

*This graphic notice means that you are leaving an HHS Web site.

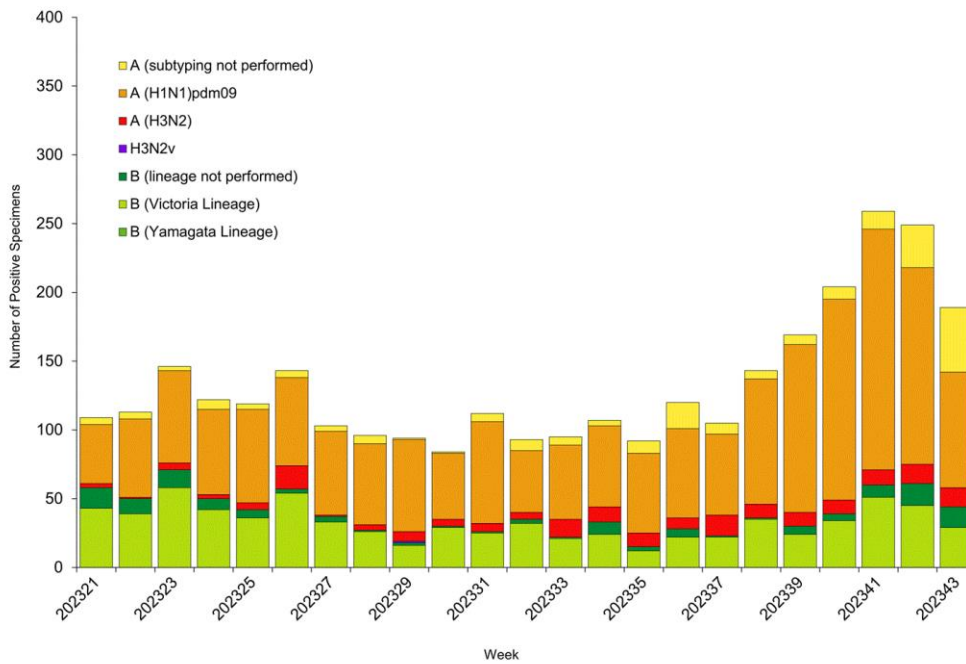
For more information, please see CDC's Exit Notification and Disclaimer policy.

For more information on the methodology, please visit Outpatient Illness Surveillance methods section.

Influenza Positive Tests Reported to CDC by U.S. Clinical Laboratories, National Summary, May 21, 2023 – October 28, 2023



Influenza Positive Tests Reported to CDC by U.S. Public Health Laboratories, National Summary, May 21, 2023 – October 28, 2023



Copied from CDC website – FLUVIEW 11No23.

Florida RSV Review

Season: 2023-24

Week 44: October 29, 2023–November 4, 2023

Data are provisional and subject to change

RSV season information

Respiratory syncytial virus (RSV) is a common respiratory virus that usually causes mild, cold-like symptoms. Young children and older adults, especially those with certain underlying health conditions, are at higher risk for severe illness from RSV.

Individual cases of RSV are not reportable in Florida. All outbreaks of RSV are reportable. The Florida Department of Health will continue to make updates on the trends presented in this report as needed.

Season

Florida's RSV season is longer than the rest of the nation and has distinct regional patterns. For this reason, the state is broken up into five RSV regions, each with their own RSV season. The Florida Department of Health established regional RSV seasons based on activity thresholds provided by the Centers for Disease Control and Prevention.

Florida RSV Regions

Northwest: October–April, North: September–March, Central: August–March, Southeast: January–December, and Southwest: September–April

Surveillance and investigation

Surveillance is conducted to support clinical decision-making for prophylaxis of premature infants. The determination of unique seasonal and geographic trends in RSV activity in Florida has important implications for prescribing patterns for initiating prophylaxis to children at high risk for complications from RSV infection. The American Academy of Pediatrics currently recommends pre-approval for prophylactic treatment be made based on state surveillance data.

In 2023, two vaccines (Arexvy and Abrysvo) and a monoclonal antibody (nirsevimab) were approved for the prevention of RSV related illness. For more information about these products, click the links below.

RSV vaccines: <https://www.cdc.gov/mmwr/volumes/72/wr/mm7229a4.htm>

RSV monoclonal antibody: <https://www.cdc.gov/mmwr/volumes/72/wr/mm7234a4.htm>

RSV emergency department visits

No change

RSV positivity rate

Decreased

RSV admissions

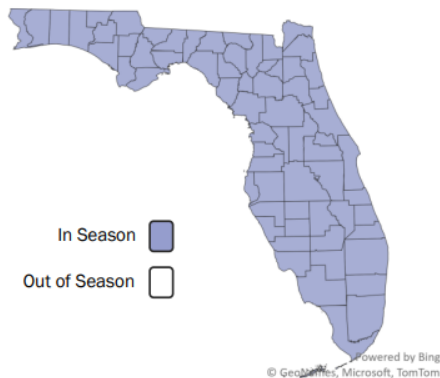
Decreased

Outbreaks in the current week*

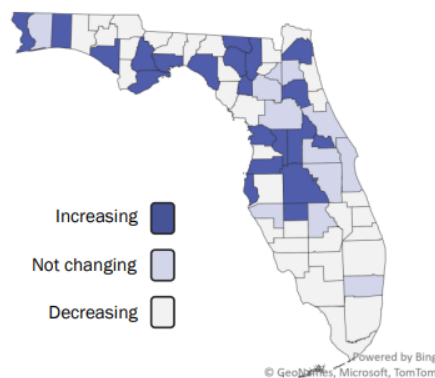
5

*Counties with outbreaks in current week: Columbia (1), Flagler (1), Pinellas (2), Volusia (1)

Counties currently in season



County RSV activity trend



Copied from Florida Health Gov website 08No23, released.

Summary Report by Tom Harding, based on CDC/State of Florida data through 11No23.